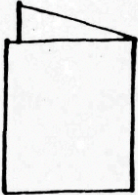
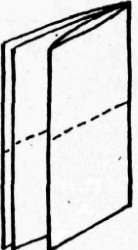



DOUBLE FOLD CONCERTINA

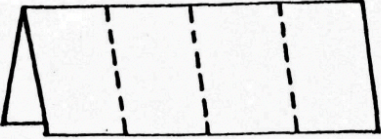


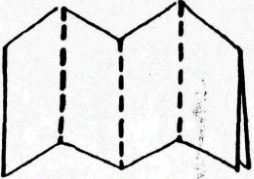
CONCERTINA BOOK MAKING INSTRUCTIONS

- 

1. Fold paper on landscape position vertically in half.
- 

2. Fold in half horizontally.
- 

3. Open to portrait position then fold in half vertically.
- 

4. Open up whole sheet and fold horizontally.
- 

5. Zig-zag to concertina book.

